

PROFILE SOIL SAMPLE INFORMATION FORM

Please submit this completed form and payment with samples. Mark each sample bag with your unique sample identification and ensure that it corresponds with the sample identification written on this form. *See sampling and mailing instructions on the back of this form.
(PLEASE DO NOT SEND CASH)

SUBMITTAL AND INVOICE INFORMATION: This information will be used for all official invoicing and communication.

Name _____

County where sampled _____

Address _____

Phone _____

City _____ State _____ Zip _____

CLIENT NAME: Client name will only be included with information above on result reports.

Name _____

This form is only for paired (surface and subsurface) profile sample submittal. All subsurface samples must have a corresponding surface soil. If submitting non-profile samples, use form D-494.

Payment (DO NOT SEND CASH)

- Check
- Money Order
- Credit Card – requires additional form*

Amount Paid \$ _____
 Make Checks Payable to: **Soil Testing Laboratory**
 *Credit card payment forms can be downloaded at <http://soiltesting.tamu.edu>

SAMPLE I.D.		SAMPLE INFORMATION (Required)			(See options listed)	
Laboratory # (For Lab Use)	Your Sample I.D.	Acreage Represented	Previous lime/fertilizer	What are you growing?	Requested analyses	How is forage used?
					<input type="checkbox"/> 1 <input type="checkbox"/> 2 <input type="checkbox"/> 3 <input type="checkbox"/> 4 <input type="checkbox"/> 5 <input type="checkbox"/> 6 <input type="checkbox"/> 7 <input type="checkbox"/> 8 <input type="checkbox"/> 9 <input type="checkbox"/> 10	<input type="checkbox"/> Grazing (G) <input type="checkbox"/> G&H <input type="checkbox"/> Hay (H) <input type="checkbox"/> *Min. requirement
	This subsurface sample must correspond to surface sample listed above.		Sampling Depth: <input type="checkbox"/> 6-12" <input type="checkbox"/> 6-18" <input type="checkbox"/> 6-24"		<input type="checkbox"/> 11	
					<input type="checkbox"/> 1 <input type="checkbox"/> 2 <input type="checkbox"/> 3 <input type="checkbox"/> 4 <input type="checkbox"/> 5 <input type="checkbox"/> 6 <input type="checkbox"/> 7 <input type="checkbox"/> 8 <input type="checkbox"/> 9 <input type="checkbox"/> 10	<input type="checkbox"/> Grazing (G) <input type="checkbox"/> G&H <input type="checkbox"/> Hay (H) <input type="checkbox"/> *Min. requirement
	This subsurface sample must correspond to surface sample listed above.		Sampling Depth: <input type="checkbox"/> 6-12" <input type="checkbox"/> 6-18" <input type="checkbox"/> 6-24"		<input type="checkbox"/> 11	
					<input type="checkbox"/> 1 <input type="checkbox"/> 2 <input type="checkbox"/> 3 <input type="checkbox"/> 4 <input type="checkbox"/> 5 <input type="checkbox"/> 6 <input type="checkbox"/> 7 <input type="checkbox"/> 8 <input type="checkbox"/> 9 <input type="checkbox"/> 10	<input type="checkbox"/> Grazing (G) <input type="checkbox"/> G&H <input type="checkbox"/> Hay (H) <input type="checkbox"/> *Min. requirement
	This subsurface sample must correspond to surface sample listed above.		Sampling Depth: <input type="checkbox"/> 6-12" <input type="checkbox"/> 6-18" <input type="checkbox"/> 6-24"		<input type="checkbox"/> 11	

Describe any problems you have observed and want to correct:

- 1. Routine Analysis (R) **\$10 per sample**
(pH, NO3-N, Conductivity and Mehlich III by ICP P, K, Ca, Mg, Na, and S)
- 2. R + Micronutrients (Micro) **\$17 per sample**
(DTPA Zn, Fe, Cu, and Mn)
- 3. R + Micro + Hot Water Soluble Boron (B) **\$24 per sample**
- 4. R + Detailed Salinity (Sal) **\$30 per sample**
(saturated paste extractable Ca, Mg, K, Na, conductivity, pH and SAR)
- 5. R + Micro + Sal **\$37 per sample**
- 6. R + Micro + Detailed Limestone Requirement (Lime) **\$27 per sample**

- 7. R + Micro + B + Lime + Organic Matter + Sal **\$74 per sample**
- 8. R + Textural Analysis **\$30 per sample**
- 9. R + Organic Matter **\$30 per sample**
- 10. R + Texture Analysis + Organic Matter **\$50 per sample**
- 11. Nitrate-N only (nitrogen crediting recommendations only) **\$4 per sample**

Note: Organic Matter, Detailed Salinity and Texture may require longer processing time.

Pricing is subject to change. Visit the laboratory website for current pricing.
<http://soiltesting.tamu.edu>

Procedure for Taking Profile Soil Samples

Taking the Soil Sample (Refer to Figure 1)

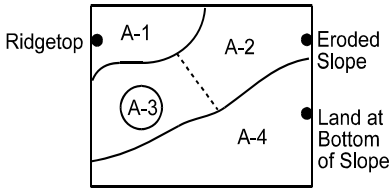


Fig. 1

- Take one composite sample for every 10 to 40 acres. A separate sample should be taken for:
 - ⇒ Areas with different soil types
 - ⇒ Areas with different land uses or fertilizer uses
 - ⇒ Areas with different terrain
- Approximately 1 pint of the composite soil sample is required for routine analyses.
- Additional sample is required for texture or detailed salinity (submit 2 sample bags marked identically).
- Avoid sampling areas such as small gullies, slight field depressions, terrace waterways, or unusual areas.
- When sampling fertilized fields, avoid sampling directly in fertilized band.

Fig. 2

Taking a Composite Sample (Refer to Figures 2 and 3)

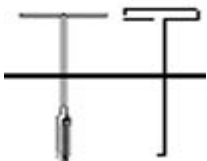
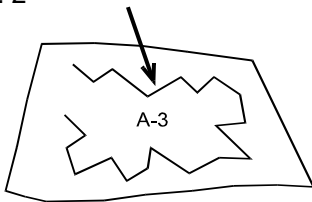


Fig. 3

- Take a sample from 15 different areas within the composite sampling area.
- Use soil sampling tube when collecting the lower profile samples. The use of augers and shovels risk contaminating these samples with surface soil thus skewing the results for nitrate-N levels. Ideally, both the surface (0-6") sample and subsurface (6-12", 6-18" or 6-24") sample will be collected in the same sampling core and split at the appropriate depths into clean plastic buckets.
- Clear litter from the surface (do not remove decomposed black material).
- Repeat in 10 to 15 different places. Thoroughly break up each sample core to facilitate proper sample mixing.
- To improve the nitrate-nitrogen analysis, air-dry each sample prior to sending to the laboratory. **Do not use heat** to dry samples. Completely fill soil sample bag or other suitable pint container.
- Remix the sample after air drying, while also confirming that all cores are fully broken up.
- Do not use old vegetable cans, tobacco cans, match boxes, glass containers, etc. to submit samples. Insure each sample has a unique id.
- If sending in more than one sample bag of the same soil (when testing for salinity, texture and etc.) mark the bags with the same sample ID and also indicate bag 1 of 2, bag 2 of 2, etc.

Shipping the Sample and Payment (Refer to Figure 4)

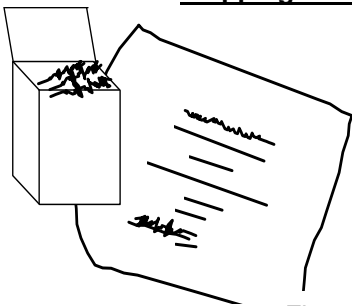


Fig. 4

- Complete the information form on the front page (information required for recommendations).
- Please include payment with the sample. Send check or money order made out to Soil Testing Laboratory. **DO NOT SEND CASH.** Please note that the **price is per sample.**
- Be sure to keep a record for yourself of the area represented by each sample.
- Be sure that sample numbers on sample bags correspond with sample numbers on the front page.
- Send samples and payment to:

United States Postal Service

Soil, Water and Forage Testing Laboratory
2478 TAMU
College Station, TX 77843-2478

Other Couriers (FedEx, UPS and etc.)

Soil, Water and Forage Testing Laboratory
2610 F&B Road
College Station, TX 77845
Phone: (979) 845-4816

Website: soiltesting.tamu.edu

Email: soiltesting@ag.tamu.edu